

## “JCR 影响因子与分区检索”校内打印操作示例

1. 打开“哈工大图书馆网站” <http://www.lib.hit.edu.cn/>，选择“数据库 → 更多+”

### 常用资源

常用资源

电子期刊 学位论文 多媒体 电子图书

数据库 更多+

中国知网 图书馆电子资源校外访问  
SCIENCE 索引 Elsevier Science 数据库  
IEEE/IEE Electronic Library 万方数据  
EI 工程索引 超星电子图书 (读秀知识库服务...)

试用数据库 更多+

百度文库 超星期刊  
知网电子书 MeTel多媒体资源库  
OAFind发现平台 泉方云图书馆  
Scopus数据库 SpecialSci数据库

2. 在“外文数据库”中，选择“JCR 期刊引证报告”。

资源

中文数据库 外文数据库

图书馆电子资源校外访问 > AIP美国物理研究所 >  
中国知网 > Annual Reviews 综述数据库 >  
北大法宝数据库 > AMS美国数学学会免费电子图书 >  
博看人文社科期刊数据库 > AGU美国地球物理学会数据库 >  
创新树·全球创新知识服务平台 > APS 美国物理学会 >  
畅想之星光盘数据库 > ASCE 美国土木工程学会 >  
超星学术视频 >  
cnki工具书 >  
畅想之星电子书 > AR&HCI 艺术和人文科学引文索引 >  
CIDP制造业数字资源平台 > Academic Search Complete (ASC) 综合科学学术文献大全 >

JCR 期刊引证报告

3. 点击“访问入口”链接。

HARBIN INSTITUTE OF TECHNOLOGY  
100<sup>TH</sup> ANNIVERSARY

资源简介

该数据库是一个综合性、多学科的期刊分析与评价报告，它客观地统计Web of Science收录期刊所刊载论文的数量、论文参考文献的数量、论文的被引用次数等原始数据，再应用文献计量学的原理，计算出各种期刊的影响因子、立即影响指数、被引半衰期等反映期刊质量和影响的定量指标。

访问入口

<https://jcr.clarivate.com>

数据库--学科  
综合  
数据库--类型  
评价工具  
年限范围  
2000-  
联系方式  
曹老师 caojun@hit.edu.cn 0451-86414637

4. 在搜索栏中填入“期刊名称”，点击搜索按钮，在检索结果界面，点击期刊标题。

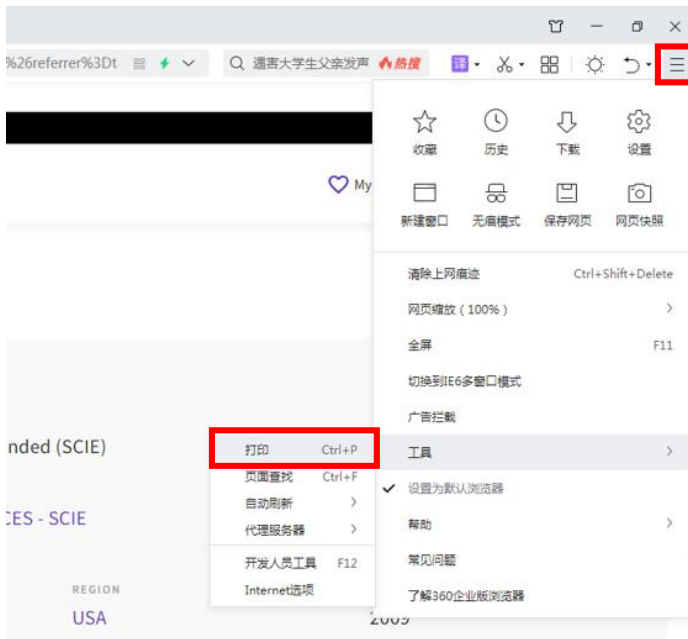
The screenshot shows the top of the JCR website with the heading "The world's leading journals and publisher-neutral data". A search bar contains "PLOS One" (marked with a red box and the number 1). A magnifying glass icon (marked with a red box and the number 2) is to the right of the search bar. Below the search bar, there is a section for "Journal Citation Reports" with links for "Browse journals", "Browse categories", and "Browse publishers". The search results show "1 journal" and a table with the following data:

Journal name	ISSN	eISSN	Categories
<input type="checkbox"/> PLOS One	1932-6203	1932-6203	MULTIDISCIPLINARY SCIENCES - SCIE

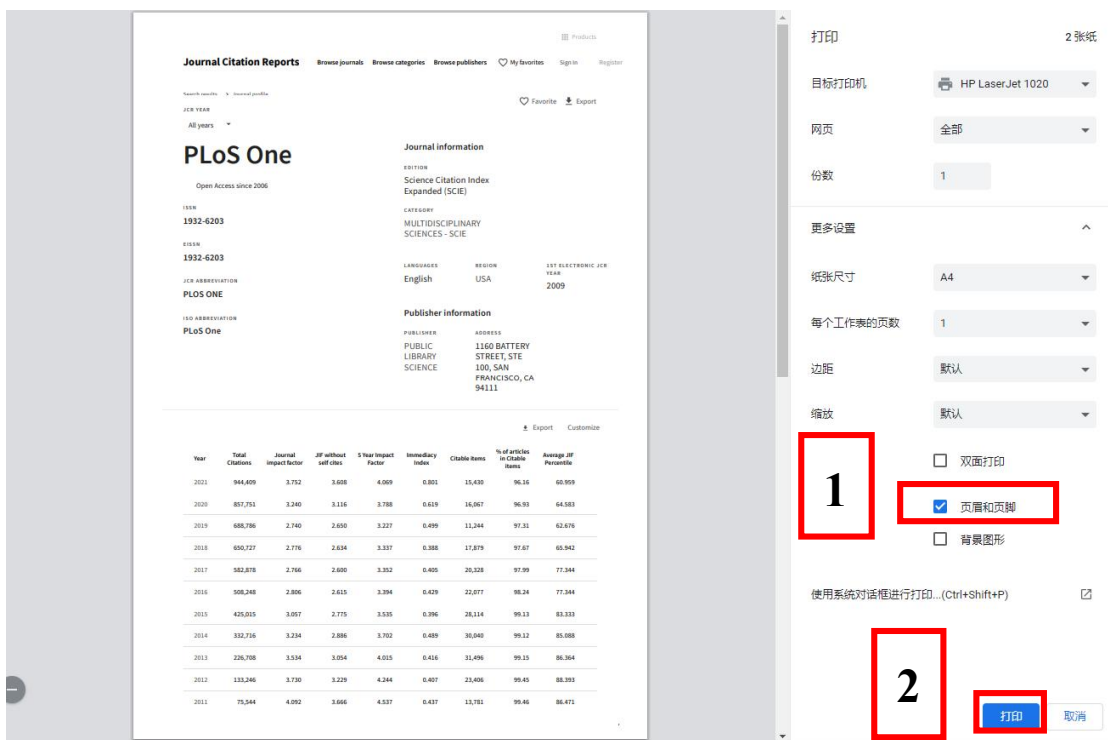
5. 在期刊概况页面中，点击“JCR YEAR”下拉单，选择“All years”。

The screenshot shows the "Journal profile" page for "PLOS One". The "JCR YEAR" dropdown menu is open, showing options from 2021 down to "All years". A red arrow points from the dropdown menu to the "All years" option, which is highlighted with a red box. The page also displays the journal's ISSN (1932-6203) and EISSN (1932-6203).

6. 选择浏览器菜单中的“打印”。（**必须联机打印，不可以保存 PDF 后再打印**）



7. 勾选“页眉和页脚”，打印。



8. 将打印的结果带到图书馆 421 盖章即可。（详见下图）

**打印页面样例 1**

**打印页面样例 2**

Year	Total Citations	Journal Impact Factor	JIF without self-cites	5 Year Impact Factor	Immediacy Index	Citable Items	% of articles in Citable Items	Average JIF Percentile
2021	944,409	3.752	3.608	4.069	0.801	15,420	96.16	60.959
2020	807,752	3.240	3.116	3.788	0.619	16,067	96.93	64.583
2019	688,786	2.740	2.650	3.227	0.499	11,244	97.31	62.676
2018	600,727	2.776	2.634	3.337	0.388	17,879	97.67	65.942
2017	582,878	2.766	2.600	3.352	0.405	20,328	97.99	77.344
2016	508,248	2.806	2.615	3.394	0.429	22,077	98.24	77.344
2015	425,013	3.057	2.775	3.535	0.396	28,114	99.13	83.333
2014	332,716	3.234	2.886	3.702	0.489	30,040	99.13	85.088
2013	226,708	3.534	3.054	4.015	0.416	31,496	99.15	86.364
2012	133,246	3.730	3.229	4.244	0.407	21,406	99.45	88.393
2011	75,544	4.092	3.686	4.537	0.437	13,781	99.46	86.471

## 以下是“JCR 分区检索”操作示例

注：1-4 步骤和“JCR 影响因子检索”相同

5. 下拉期刊概况页面到“JCR 分区”的位置，单击鼠标滚动到所需要分区的年份，选择浏览器菜单中的“打印”。（**必须联机打印，不可以保存 PDF 后再打印**）

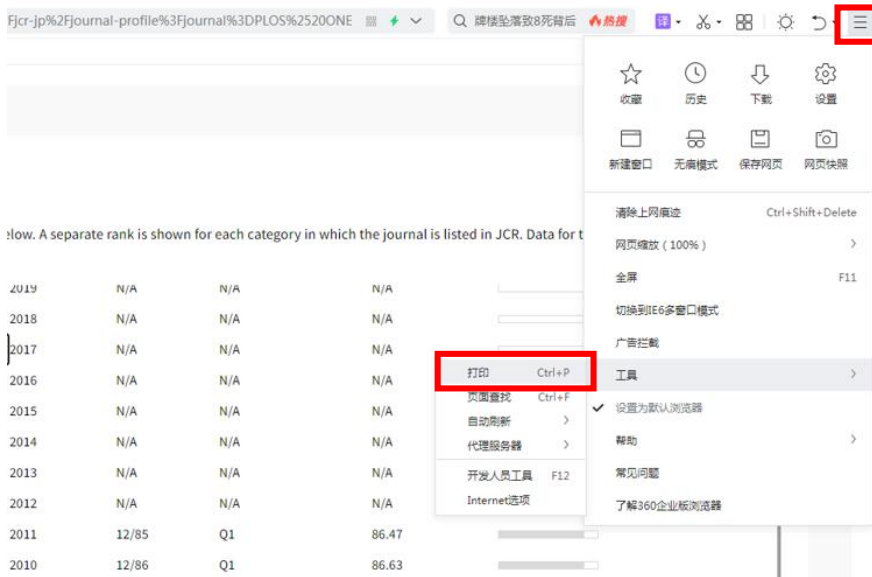
**1 页面下滑至 JCR 分区位置**

**2 单击鼠标滚动到所需要分区的年份**

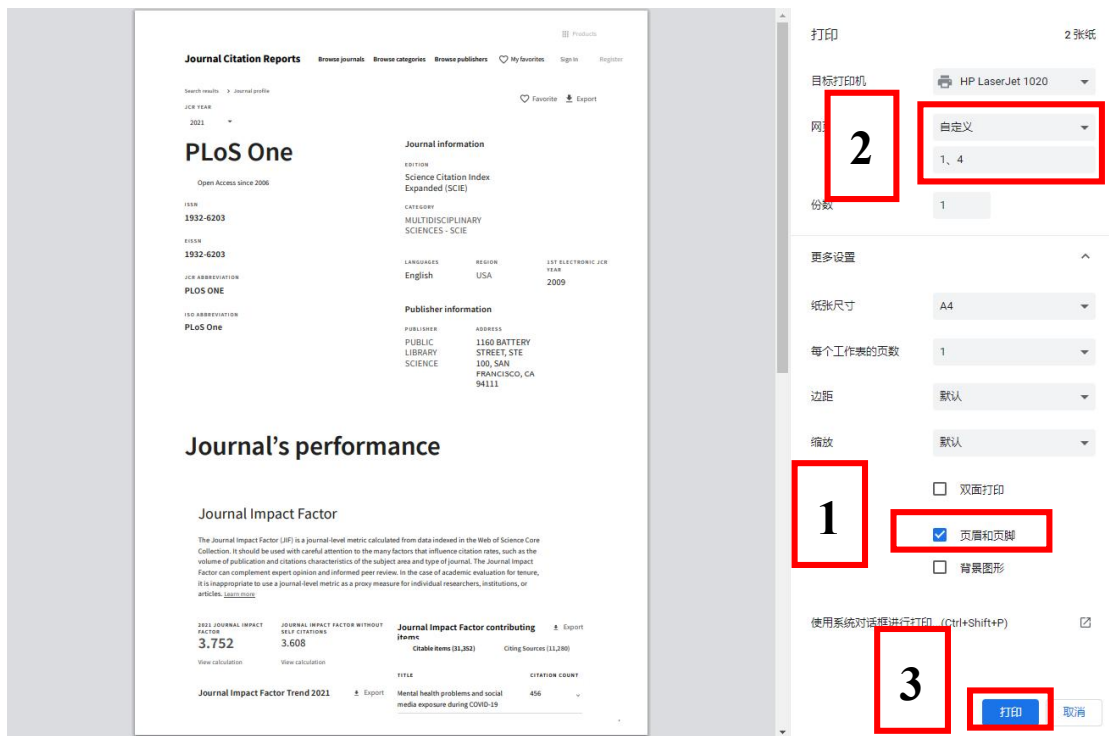
JCR YEAR	JIF RANK	JIF QUARTILE	JIF PERCENTILE
2021	29/73	Q2	60.96
2020	26/72	Q2	64.58
2019	27/71	Q2	62.68
2018	24/69	Q2	65.94
2017	15/64	Q1	77.34

Year	JIF Rank	Quartile
2019	21/71	Q2
2018	24/69	Q2
2017	15/64	Q1
2016	15/64	Q1
2015	11/63	Q1
2014	9/57	Q1

6. 选择浏览器菜单中的“打印”。（必须联机打印，不可以保存 PDF 后再打印）



7. 勾选“页眉和页脚”，选择首页和“JCR 分区”页，打印。



8. 将打印的结果带到一校区图书馆 421 室或者二校区图书馆 204 室盖章即可。（详见下图）

## Journal Citation Reports

Search results > Journal profile

JCR YEAR  
2021

# PLoS One

Open Access since 2006

ISSN

1932-6203

EISSN

1932-6203

JCR ABBREVIATION

PLOS ONE

ISS ABBREVIATION

PLoS One

### Journal information

EDITION  
Science Citation Index  
Expanded (SCIE)

CATEGORY  
MULTIDISCIPLINARY  
SCIENCES - SCIE

LANGUAGES REGION  
English USA

1ST ELECTRONIC JCR  
YEAR  
2009

### Publisher information

PUBLISHER ADDRESS  
PUBLIC 1160 BATTERY  
STREET  
NEW YORK, NY  
10002-4242  
USA

打印页面样例 1

## Journal's performance

### Journal Impact Factor

The Journal Impact Factor (JIF) is a journal level metric calculated from data indexed in the Web of Science Core Collection. It should be used with careful attention to the many factors that influence citation rates, such as the volume of publication and citations characteristics of the subject area and type of journal. The Journal Impact Factor can complement expert opinion and informed peer review in the case of academic evaluation for tenure. It is inappropriate to use a journal level metric as a proxy measure for individual researchers, institutions, or articles. [Learn More](#)

2021 JOURNAL IMPACT FACTOR  
**3.752**

JOURNAL IMPACT FACTOR WITHOUT SELF-CITATIONS  
**3.608**

Journal Impact Factor contributing items  
Citable Items (31,352) Citing Sources (11,286)

Journal Impact Factor Trend 2021  
Mental health problems and social media exposure during COVID-19  
456

ORDER (JCR)  
CITABLE (ITEMS)  
2,026  
/  
4.15%

ORDER (JCR)  
CITABLE (ITEMS)  
283 /  
0.22%

UNRELEASED CITATIONS  
2,951  
/  
2.27%

\*Citations in 2021 to items published in 2020 - 2021

### Rank by Journal Impact Factor

Journals within a category are sorted in descending order by Journal Impact Factor (JIF) resulting in the Category Ranking below. A separate rank is shown for each category in which the journal is listed in JCR. Data for the most recent year is presented at the top of the list, with other years shown in reverse chronological order. [Learn More](#)

29/73

N/A

JCR YEAR	RANK	JOURNAL	JIF	2020	2019	2018	2017	2016	2015	2014
2021	29	PLoS ONE	3.752	2020	2019	2018	2017	2016	2015	2014
2020										
2019	2711	Q2	62.68	2018	N/A	N/A	N/A			
2018	2490	Q2	65.94	2017	N/A	N/A	N/A			
2017	15/64	Q1	77.34	2016	N/A	N/A	N/A			
2016	15/64	Q1	77.34	2015	N/A	N/A	N/A			
2015	12/63	Q1	83.33	2014	N/A	N/A	N/A			
2014	9/57	Q1	85.09							

打印页面样例 2

### Rank by Journal Citation Indicator (JCI)

Journals within a category are sorted in descending order by Journal Citation Indicator (JCI) resulting in the Category Ranking below. A separate rank is shown for each category in which the journal is listed in JCR. Data for the most recent year is presented at the top of the list, with other years shown in reverse chronological order. [Learn More](#)